
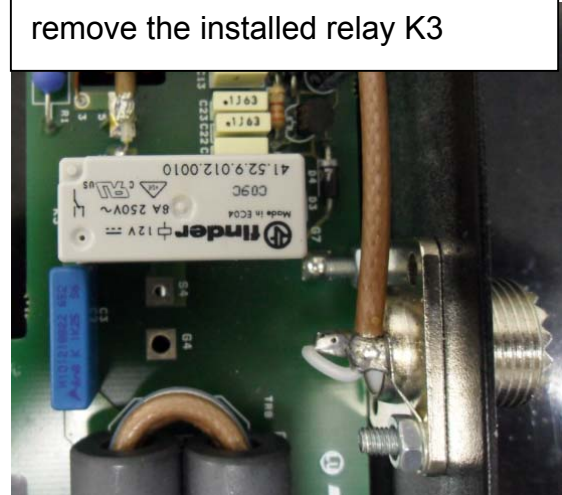




Mounting instructions for vacuum relay QSK option for Expert 2K-FA (K\_IN & K\_OUT).  
The complete installation/modification requires two vacuum relays model "Kilovac HC-1 12Vdc"

## MODIFICATION K\_IN





Relay model "Kilovac HC-1 12Vdc"



Use AWG24 wire (PVC 105 °)

- yellow
- blue
- orange
- red
- black



Locking the relay with silicon



## MODIFICATION K\_OUT


FILTER board




remove the installed relay K15









Relay model "Kilovac HC-1 12Vdc"



Use AWG24 wire (PVC 105 °)  
- yellow  
- blue  
- orange  
- red  
- black





Locking the relay with silicon

